

# MAGmobil set for pets

Art. No. 209509

Magnetic Field Therapy



Instruction Manual

Art. no. 101546

## Contents

1	Intended use .....	3
2	Safety instructions .....	3
3	Technical specification .....	3
4	Description of graphical symbols .....	4
5	Operating elements .....	4
6	Operating the MAGmobil.....	5
	Before using MAGmobil.....	5
	Power mode.....	5
	Connecting the generator to the applicator.....	5
	Switching-ON the MAGmobil .....	5
	Selecting a program.....	5
	Selecting a therapy duration .....	5
	Starting the treatment / Intensity settings .....	5
	Starting the treatment .....	6
	Stopping the treatment .....	6
	Acoustic signal.....	6
	Setting the timer on continuous treatment.....	6
	Creating a USER Programs with own settings in program no. 4 .....	6
	Automatic detection of applicator.....	6
7	General information on magnetic field therapy .....	6
8	Effects of magnetic field therapy .....	8
9	General indications .....	9
10	Therapy duration .....	9
11	Programs overview .....	9
12	Choice of the programs .....	10
13	General Information .....	10
	Adjustments, modifications and repairs .....	10
	Warranty .....	10
	Maintenance and cleaning .....	10
	Classification.....	10
	Combination of accessories.....	11
14	Delivery Content.....	11
15	Accessories.....	11

## 1 Intended use

The MAGmobil has been designed as a device for the treatment with magnetic field on pets and may not be used for any other purposes.

## 2 Safety instructions

### **Please read the operating instructions carefully before using the MAGmobil!**

Use the MAGmobil only with original accessories. Keep the MAGmobil away from water or other liquids. Do not drop the MAGmobil, do not use it inappropriately or expose it to extreme temperatures or high levels of humidity (not less than 10 °C or more than 40 °C or a relative humidity of more than 90 %). Do not use the MAGmobil if it is not working properly or if it has been damaged in any way. Be careful when using the MAGmobil near or on children. Store the MAGmobil in its bag at any time to protect it from damage and dust.

### **Contra-indications**

Please check with your veterinarian before using the MAGmobil if one of these contra-indications applies to your animal:

- Pets with electronic implants such as heart pacemakers, defibrillators or pumps
- Pets with cardiac disorders or cardiac disease
- Pets with strong angina pectoris
- Pets during pregnancy
- Pets subject to seizure disorder / epilepsy
- Pets with malignant diseases
- Pets with fever
- Pets in acute bleedings
- Pets with serious acromycosis
- Pets with acute TBC
- Pets with Hyperthyroidism

The MAGmobil may only be used to one pet at a time.

**Warning!** The application of the Magnetic Field unit close to a shortwave or microwave device (1 m) can cause variations in the output values of the MAGmobil. In addition, portable or mobile high frequency communication devices may affect the operation of electrical medical devices. Do not touch the metallic part of the unit with the symbol for electrostatic sensitive part during the treatment session with your hand or any conductive metal. The unit would otherwise stop the treatment session. Touch an earthed object (e.g. radiator, water conduit) before getting in contact with such a part of the unit.

## 3 Technical specification

Magnetic field unit with 3 pre-set programs and 1 free program for own settings to be used with one applicator at a time.

Power supply:	Mains circuit adapter SNT 5-2400 or 3x AA 1.5 V batteries
Nominal current:	Mains circuit approx. 5 mA AC (on 230 V) or batteries approx. 220 mA DC
Output current:	max. 3 V pulsed direct current voltage (magnetic field), reducible in 10 steps.
Output frequency:	250 Hz sinus
Modulation:	Modulated in the amplitude (0-100 %)
Magnetic field power:	Max. 50 µTesla (10 cm above the applicator)
Runtime:	Approx. 3 hours on batteries, endless on mains circuit

## 4 Description of graphical symbols



Please note: First read the instructions manual!



In conformity with Council Directive 93/42/EEC of 14 June 1993 concerning medical devices.



BF type application part. Protection against electric shocks.



The production year is followed by this symbol.

**SN**

The serial number of the product follows this symbol.

**REF**

The article or order number of the product follows this symbol.



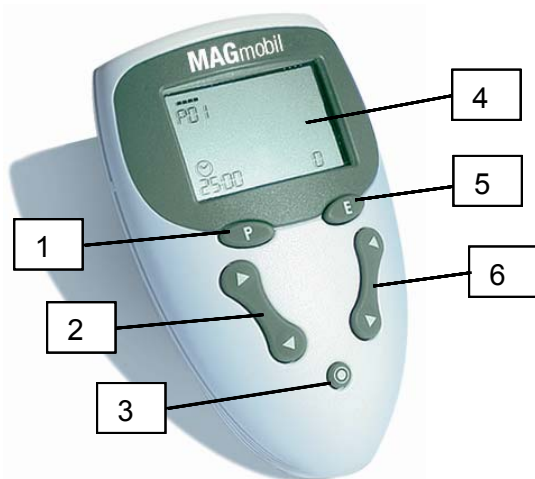
This equipment is marked with the recycling symbol. It means that at the end of the working life of the equipment you must dispose of it separately at an appropriate collection point and not place it in the household garbage.




This symbol indicates sensitive tangible parts of the unit (ESD).

## 5 Operating elements

All parameters can be adjusted via the press keys and are indicated on the large display.



1. Program choice
2. Time settings
3. ON/OFF
4. Display
5. Editing mode (own settings)
6. Intensity/Power
7. Plug connection for mains circuits adapter
8. Plug connection for applicator



## 6 Operating the MAGmobil

### Before using MAGmobil

Make sure that the generator, the applicators and other devices are not positioned above / on top of each other before connecting them. Take away all objects that may be damaged by the magnetic field such as credit cards.

### Power mode

You can use the device directly from the 220 Volt mains or with batteries to be placed in the battery compartment.

**Using the 220-Volt mains adapter:** Connect the cable to the central supply plug connection on the front face of the device (no. 7). Connect the mains adapter to your mains circuit socket. The device operates from the mains supply with or without inserted batteries.

**Using batteries:** Insert 3 AA 1.5V batteries into the battery compartment on the back side of the unit. Please check the polarity of the batteries. The device is ready for battery mode operations. The battery symbol on the display indicates the battery level. A new battery shows all bars in the symbol. The fewer the bar symbols, the lower the battery level. Please note that using MAGmobil on batteries reduces the intensity level possibilities.

### Connecting the generator to the applicator

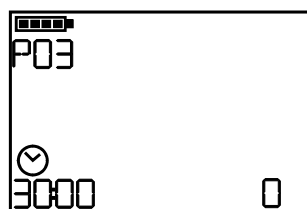
Connect the applicator (mattress) to the socket on the front side of the generator (no. 8). The magnetic field system is ready for use.

### Switching-ON the MAGmobil



Press the ● key (no. 3) to turn on the generator. The program shown on the display is the last one used during the previous session. An acoustic signal indicates if no applicator has been connected to the generator. In this case the intensity is on zero and cannot be increased. If you do not use the generator for 2 minutes it turns OFF automatically.

### Selecting a program



Select a program by pressing the P key. To scroll through the programs, press the P key until you have selected the program of your choice.

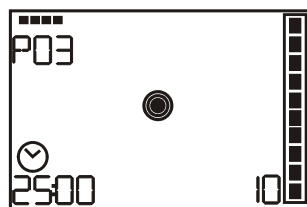
### Selecting a therapy duration



The therapy duration is displayed in minutes on the lower left part of the screen. To modify the therapy duration press the left ▲ or ▼ keys. The therapy duration is memorized as soon as the therapy starts.

- ▲ key on the left to increase the time
- ▼ key on the left to decrease the time

### Starting the treatment / Intensity settings



The screen display shows on the lower right part the intensity of the therapy. To modify the intensity press the right ▲ or ▼ keys.

- ▲ key on the right to increase the intensity
- ▼ key on the right to decrease the intensity

If you use the MAGmobil on battery power the intensity cannot be set to more than level 8. It is adjusted back when the battery level decreases. If you do not use the generator for 2 minutes it turns OFF automatically.

### Starting the treatment

The treatment starts with the setting of the intensity. This is indicated on the display by a circle changing in sizes.

### Stopping the treatment

Press the **P** key at any time to interrupt the treatment. Press the intensity keys again to restart the treatment. The generator stops automatically and switches back to the "ready mode" at the end of the total treatment time. If no key is pressed, the unit turns OFF automatically after 2 minutes.

### Acoustic signal

It is possible to switch OFF the acoustic signal. In order to do so, switch ON the device by pressing the **●** key. Simultaneously press the right **▼** key and the **P** key. The symbol beside appears on the display. To turn the sound ON again, activate the same key combination.



### Setting the timer on continuous treatment

The therapy duration on battery power is limited to 30 minutes per treatment. The treatment time can be set in steps of 5 minutes.

If the MAGmobil is used on mains circuit, the therapy duration is not limited and set on such a modus. Press the left **▼** key to switch OFF the timer. The display shows "00:00". This is only possible if the MAGmobil is used on mains circuit.

### Creating a USER Programs with own settings in program no. 4



Select program no. 4 by pressing the **P** key. Press the **E** key to enter the modification mode.

Press the left **▲** or **▼** keys to modify the number of working cycles.

Press the right **▲** or **▼** keys to modify the number of pause cycles.

Please note that the number of working cycles will always be smaller than the number of pause cycles.

Press the **P** key to save the changed settings and return to the ready mode.

### Automatic detection of applicator

If the applicator is not connected or not correctly connected to the generator, the MAGmobil will not start, and indicates this by an acoustic signal.

## 7 General information on magnetic field therapy

The use of magnets and magnetic field therapy to heal and treat patients' diseases is nothing new in the history of medicine.

Prof. Dr. Werner Heisenberg, Physics Nobel Prize Winner:

"The electromagnetic energy if the elementary energy; all Life on Earth is depends on it".

This quotation of Heisenberg is even getting more impact if one takes into consideration that the planet's magnetic field has decreased in strength within the last 500 years.

The consequences for human beings have increased since the times of the Industrial Revolution of the 19<sup>th</sup> century and especially in the last 50 years, because humans in earlier decades and centuries lived and worked far more often in direct contact with nature and the magnetic field, and not in steel concrete buildings.

It has been scientifically reported that on 3 locations on the planet the former magnetic field has not changed. One of the places is Lourdes, France. The water in Lourdes is highly magnetized, and many people see this as reason for miracle healings.

Sedona in Arizona, USA, is another place where a strong magnetic field has been detected. An interesting fact is that the Native Americans there do not know any cancer diseases.

The Hunza Valley in the North East of Pakistan, finally, is a third place, where – despite the relatively low living standard – the place has the most (world-wide) people of 100 years age and older.

MagMobil is used to compensate the energetic imbalance and to provide an equation to the reduced magnetic field – independent from personal diseases.

Our planet is a huge magnet. Since the outer core is rotating faster than its mantle round the upper crust, electric current is constantly produced, which is creating the earth's magnet field. This field is relatively weak, and yet it influences a lot of biological processes.

Human Life on earth would be impossible especially without the protecting and regulating impact of the magnet field. The humans would be without protection to cosmic radiation. The earth magnetism and the outer energy fields, which means the correlation of these bio energy fields and their different frequencies, brings living force into the organisms and has a regulating impact. All living systems are covered by this bio energy field which is necessary for keeping organisms alive or healthy.

The human body, just as all other organisms, functions with the help of a well adjusted network of electromagnetic fields and forces. They regulate most of the body functions and keep them in natural balance.

In principal, all processes in the human body are based on electro-chemical-magnetic phenomena. Von Klitzing, Physics Nobel Prize Winner, hereby names the magnetic component as being the one which is biologically more effective.

Pulsed magnet therapy is known for more than a century. The first patent for a magnet field therapy device has been issued in 1869. Around 1890, the so called "Apparatus according to Konrad Müller" was used to treat pain, rheumatic pain, asthma, venous infections, and gout with good results.

Around 1925 the development of these inventions came to a stop, while at the same time the pharmaceutical industry branch felt a strong growth. 80 years ago, healing success was achieved more elegant and cheaper with injections and tablets. These times are obviously over, as every one can see clearly by inspecting the side effects on medicaments' package inserts or studying the rising extra payments for prescriptions.

Milestones of the scientific development in the area of magnet field therapy were laid by investigations made by NASA. After the first astronauts returned from their trip to space, they had to see physical treatment and were not able to stand or walk. This was called the space sickness. Even though the astronauts were given the best nutrition during their trip, and were intensively tested (physically) on board, their cell metabolism had collapsed. This was a moment of re-thinking! The reason for the serious health problems were that the space capsule was out of the normal earth magnet field.

This was the last step for scientists, biologists and medicals to study more in detail the subject levels of the magnetic fields and their impact on the human. In the focus of their results are the influence of pulsating magnetic fields on the cells and the transport of ions at their membranes\*.

\*also surveyed by the German Nobel Prize Winners Neher and Sakmann.

Magnet fields completely permeate the human body to each single cell. One cell usually holds a surface voltage of 70 – 90 mV, which is used to enable and improve the Sodium, Potassium, and Calcium exchange. Healthy cells keep up the membrane potential difference by active ion transport. If this exchange is missing or the potential reduced (undercut), the cell metabolism is irritated. Cells mutate, pain and diseases can result from this situation. The pulsating magnet therapy helps to solve this problem.

Based on the investigation results of NASA, geomagnetic frequency generators have been implemented in the manned space capsules to protect their astronauts from the space sickness. With this implementation the problem is solved.

## 8 Effects of magnetic field therapy

### General effect of magnetic field:

It was proved that, with the help of magnetic field therapy used on the human body, vascular dilatation was recognized. Furthermore the oxygen partial pressure is significantly increased. Thus, the cells can take up more oxygen, and one of the results of this is that important enzymes can enter into the cells.

The Ground Regulation substance according to Alfred Pischinger, PhD, or resp. the Extracellular Regulation Matrix changes its condition of aggregation and is permeable, in its liquid–gel–like phase, for all substances that are important for supply and disposal of the cells.

The impacts of these processes are all positive. The cell metabolism can run more properly, the blood circulation is supported, and the ion transport in the blood enables several chemical actions to work. This, as a result, leads to the reducing of pain at head ache, rheumatic pain, positive proceeding of wound healing, insomnia, and meteoro-sensitivity.

Side-effects are, despite many performed studies, not known.

Yet, the therapeutic impact is only one side of this coin. In the future, the magnetic field therapy is sure to take its place in the individual basic health care. The processes named above lead, beside others, to the general improvement of the immune system, to the stabilisation of the bone structure. They furthermore enhance the purification and activating of the metabolism. The magnetic field therapy helps to slow down the pace of the sleeping process, and therefore improves the diminishment of stress. This all leads to a significant heightening of vitality.

As we can see, magnetic fields have a wide range of therapeutic impact that can be proved by practical use and medical experience. The magnetic field therapy is not a universal remedy, but there are not many diseases where this therapy cannot be used as successful basic or additional treatment. This broad range of application usage is explained easily by the fact that magnetic fields have an impact directly on metabolism, the nerve and immune system. This again has influence on those body functions that are mostly affected by diseases, and whose regulation is essential for healing the body.

### Precise effects of magnetic fields:

- Strengthening of the immune system at infections and metabolic-related allergies
- Improvement of bone and cartilage structure at diseases of the musculoskeletal system
- Speeding up of wound healing, pain reduction and prevention of post-operative secondary bleedings and infections (such as after teeth extraction)
- Activating of the hormone balance and the related physical and psychological well-being
- Support for orthodontia therapy via improvement of the jaw metabolism and the related structure moulding of the jaw bone
- Increased oxygen supply of the cells
- Improved cell metabolism, improved detoxication
- Regeneration and anti-stress impact
- Increased physical and mental capacity
- Harmonising of the vegetative nerve system
- Circle system stabilisation and support of blood circulation

...and therefore:

- Reduction of age-related sufferings
- Heightened well-being
- Health prevention = success in education and work
- Healing up to cure of numerous clinical patterns and diseases
- Faster regeneration and rehabilitation after injuries and surgeries also for sportsmen
- Re-possession of health and vitality

## 9 General indications

The MAGmobil can be used for the following indications:

### Post surgery

Improvement of fracture and wound healing, improvement of Osseo-integration of endo-prosthesis, relief with arthrosis, Morbus Sudeck, limitation of the implications of immobilization (prophylaxes for decubitus, atrophy, thrombosis), resorption of postoperative edema and hematoma, post operative pain, nerve regeneration

### Orthopaedics

Osteoporosis, rheumatic diseases (arthrosis, arthritis, Bechterew disease, fibromyalgia), aseptic Osteo-necrosis loosen endo-prosthesis, all kind of musculoskeletal pain (e.g. degeneration of the cervical, thoracic and lumbar spine and its associated muscular pain, myogelosis). Used at shoulder, elbow, wrist joint, hip, knee, ankle and feet problems; all indications of sports medicine. Acute joint and muscle injuries, wound healing, tendon shortening, atrophy reduction, epicondylitis, achillodynia.

### Internal medicine

Coronary circulatory disorder (coronary insufficiency, morbus Reynaud), venous circulatory disorder (thrombosis, thrombophlebitis, crural ulcer), regulation of blood pressure (Hypertension, Hypotension), respiratory disorders (bronchial asthma, pulmonary emphysema, pneumonia), metabolic disease (diabetes mellitus, thyroid disorder, increased cholesterol level), Disorder of the digestive system, condition after angina pectoris, myocardial infarction, immune deficiency, infectious disease.

### Gynaecology/Urology

Menstrual irregularity, dysmenorrhoea, premenstrual syndrome, infections, climacteric syndrome, urinary incontinence, sexual insufficiency, prostatic hypertrophy, prostatitis, haemorrhoids, Regeneration after birth delivery.

### Dermatology

Wound healing (burns, ulcera, decubitus), acne, furunculus, carbuncle, collagenosis, neurodermatitis, psoriasis, scar pain.

### ENT (Ear, Nose, Throat)

Acute hearing loss, tinnitus, tympano otitis, laryngitis, sinusitis

## 10 Therapy duration

The MagMobil shall be used once or twice a day for 10 to 30 minutes.

## 11 Programs overview

Program 1	Includes theta band	3 working cycles, 4 pause cycles
Program 2	Includes delta band	4 working cycles, 6 pause cycles
Program 3	Includes alpha band	5 working cycles, 7 pause cycles
Program 4	Includes beta bands	1-20 working cycles, 2-30 pause cycles

### Delta band (1-3.5 Hz)

The delta band matches the frequency of the body in deep sleep. The body relaxes; tensions are released. Nutrient and oxygen are absorbed thanks to the improved blood circulation. The metabolism is activated and the body regenerates.

### Theta band (4-7 Hz):

The oscillation of the theta band is dominating while sleeping. They are effective against listlessness, fatigue and superficial sleep.

### Alpha band (8-13 Hz):

The oscillation of the alpha band determines the awake status. They benefit the immune system, the concentration and the cardiovascular system. The blood circulation and the lymph activity are improved. The oscillations are working positively on the menopause.

### Beta band (14-39 Hz):

These frequencies can help the organism to improve the mental and physical efficiency and to raise the vitality.

## 12 Choice of the programs

We have listed a few indication and recommendations about the program choice and intensity settings. These are only examples. If you want to be careful start with a lower intensity and increase it with the progress of the therapy. Those recommendations are not substituting the consultation of a veterinarian.

Indication	Program no.	Intensity level	Therapy duration in minutes	Therapy frequency
General prevention	P3	5	10	Once daily
Boosting the immune system	P2	5	10-15	Once daily
Regeneration after disease	P3	5	10-15	Twice daily
Conjunctivitis	P2	3	10-15	Twice daily
Teeth problem	P2	4	10-15	Twice daily
Muscle cramps	P2	2	10-15	Once daily
Fracture	P2	3	10-15	Twice daily
Bronchitis	P2	4	10	Twice daily
Strain trauma / Contusion	P2	4	10-15	Twice daily
Digestion problems / Diarrhea	P2	6	10-15	1-2 times daily
Skin irritation / Eczema	P2	6	10-15	Once daily
Arthrosis	P2	4	10-15	Twice daily
Tendon problems	P2	3	10-15	Twice daily
Bursitis	P2	3	10-15	Twice daily
Periostitis	P2	7	10	Once daily
Swelling	P2	4	10-15	Twice daily

## 13 General Information

### Adjustments, modifications and repairs

The manufacturer is only responsible for the safety and performance of the MAGmobil when readjustments, alterations and repairs are carried out by authorized persons and when the MAGmobil is used in accordance with the operating instructions.

### Warranty

We give a warranty of 2 years from the date of purchase on the MAGmobil. This warranty does not cover accessories such as battery, charger, etc..

### Maintenance and cleaning

No special cleaning or care agents are required for the MAGmobil. Clean the generator and the applicator with a soft, lint-free cloth. Please ensure that no moisture permeates the system. If moisture does permeate the system, a technical check must be carried out before re-use.

### Classification

In accordance with the Law on Medical Devices, the MAGmobil is classified as being a Class II a medical device.

### Combination of accessories

The MAGmobil may be used together with all accessories referred to in the chapter "Accessories". The manufacturer cannot guarantee the security of the MAGmobil if not used with original accessories.

## 14 Delivery Content

<b>Art.-No.</b>	<b>Article</b>	<b>Quantity</b>
209508/9	MAGmobil Generator	1
470780	AA batteries 1.5V	3
462054	Mains circuit adapter SNT-52400	1
	Instruction manual	1
	Transportation bag	1
	An applicator is delivered with the system depending on the ordered set.	1

## 15 Accessories

<b>Art.-No.</b>	<b>Article</b>
462095	Application mattress 160x60 cm
462072	Application mattress 60x45 cm oval
462096	Application pillow 50x30 cm
462073	Application pillow 45x35 cm oval

**Manufacturer:**

Pierenkemper GmbH  
Hoernsheimer Eck 19  
35578 Wetzlar  
Germany

**Distributor:**

schwa-medico GmbH  
Wetzlarer Str. 41-43  
35630 Ehringshausen  
Germany  
Tel.: +49 6443 8333113  
Fax: +49 6443 8333119  
Email: [export@schwa-medico.com](mailto:export@schwa-medico.com)  
Web: [www.schwa-medico.com](http://www.schwa-medico.com)

