

Sedatelec®

ASP®
ORIGINAL

The Semi-Permanent Needle

▶ Classic

▶ Gold

▶ Titanium



Reference
in auricular therapy

The needle for auriculartherapists

Sedatelec's semi-permanent needles were created in France in 1978, based on the work of Dr Paul Nogier. Over the years, they have become the reference in auricular therapy.

Many years of research and our expertise have turned the ASP needle into a top quality medical product. The legendary "click" is the sign of a perfectly calibrated implantation. The practitioner can rely entirely on the product and as a result give the patient full attention.

The ASP® ORIGINAL is a sterile technique which inserts a small 2 mm needle into the auricle. It is comprised of a single-needle applicator ensuring ease of insertion combined with excellent precision.

Calibrated pressure generates the impulse necessary for insertion. The shape of the needle ensures it will hold properly without risk of total penetration of the tissue. Once inserted, the needle can be protected with the adhesive plaster provided with the device. The characteristics of the ASP needle provide the auricular point with a prolonged treatment effect.

During application, the practitioner never touches the needle, which means its sterility is completely protected by the injector. The disposable wrapping means the practitioner can use only a few ASPs from a blister pack without risk to the sterility of those left.

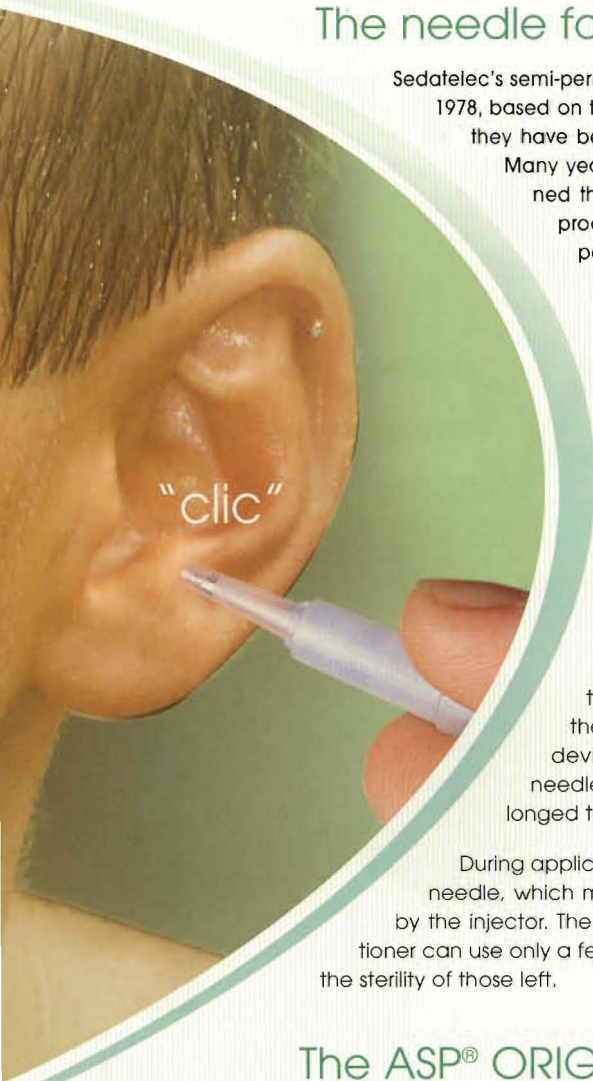
The ASP® ORIGINAL extras

Stimulating needle

The ASP Classic and Gold injector has a magnetic needle at the end specially designed to periodically reactivate the effect of the inserted needle. The injector so-equipped can be used on patients in this way.

Maintaining plasters

The adhesive plasters provided with the ASP are manufactured with porous micro support and a hypo-allergenic mass. They can be used if necessary to keep the needle in place.



Action mode of the ASP® ORIGINAL

In the 50s, Dr Nogier established the correlation between certain pathologies and the sensitivity of specific pressure points on the pinna. Auricular therapy was born. This technique uses the stimulation of points or zones on the pinna to restore the physiological balance of disturbed organs or systems. Its efficiency is due to the very dense innervations of the pinna and the presence of numerous connections with the central nervous system.

The ASP Semi-Permanent Needle has been specially designed for the treatment of these pathological points. It can stay in place on the pinna for several days (10 to 20 days) and thus provides long-lasting stimulation of these points. This particularly efficient needle has quickly become the therapeutic tool of choice for auricular therapists.

Indications

The main indications in using the ASP are permanent pain, psychological disturbance (depression, anguish, dizziness, etc.), chronic functional disorders and addictions (alcohol, smoking, etc.).

On the market for 30 years, today they are used daily by numerous practitioners, hospitals and pain-relief centres around the world.

Contraindications

Auricular therapy treatment should be used only following sufficient medical examination as may be required to verify its validity.

ASP should not be inserted into patients with skin problems at the puncture point nor into patients with valvular prostheses.

Care should be taken when treating pregnant women, haemophiliacs and patients using anti-coagulant medication.

Three metals for three applications



ASP Classic STAINLESS STEEL needle without NICKEL

This needle, sterile and disposable, has proved its efficiency over more than 30 years of AURICULAR THERAPY treatments.

ASP Gold Steel needle with a film of pure GOLD.

The ASP Gold is for use with patients who are allergic.

ASP Titanium Massive medical grade 4 TITANIUM needle

The latest ASP has a maximum level of biocompatibility. It is for use with high-risk patients: diabetic, immunodeficient or with multiple allergies.

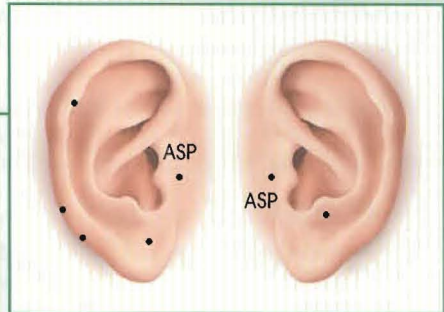


A few examples of protocols

(extract from NATOM Auriculo)

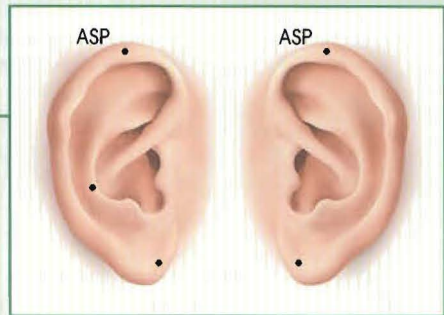
Treatment for smokers

2 homo-lateral ASPs on the O' point
5 acupuncture needles
Personalised points
depending on the patient



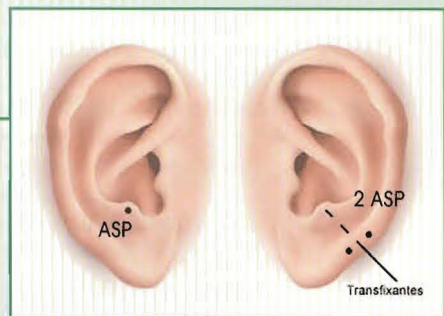
Allergic rhinitis

1 ASP on the allergy point
1 acupuncture needle on the liver zone
2 acupuncture needles
homolaterally on the olfactory point



Facial neuralgia

1 ASP on the antitragus
1 piercing needle from the nervus
trigeminus zone to the antitragus passing
by the maxillo-dental point
3 sessions 1 month apart



Distributor:

Harmony Medical – 629 High Road Leytonstone London E11 4PA UK
Tel +44 (0)208 5187337 Fax +44 (0)20 8556 5036 – info@harmonymedical.co.uk
Website: <http://www.harmonymedical.co.uk>